

SPEC SHEET + MEASUREMENTS

PORT AUTHORITY.

Port Authority® Low-Profile Snapback Trucker Cap. C112LP

Product photo

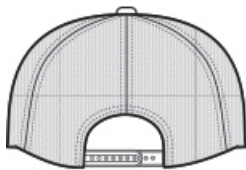


Fabric: 100% cotton twill front panels and bill (Solids) 65/35 polyester/cotton twill front panels and bill (Heathers)
100% polyester mesh mid and back panels
Structure: Structured
Profile: Low
Closure: 7-position adjustable snapback

Sketches



front



back

SPEC SHEET + MEASUREMENTS

PORT AUTHORITY

Port Authority® Low-Profile Snapback Trucker Cap. C112LP

PRODUCT MEASUREMENTS

	OSFA
Crown Height	6 5/8
Width of Front Panel(s)	7
Bill/Visor Length	2 3/4

Crown Height: Measure from middle of button at top, to brim seam along center front.

Width of Front Panel(s): Measure from side seam to side seam along bottom of crown (where bill meets crown along seam).

Bill/Visor Length: Measure from outside edge of bill to crown seam at center front.

SIZE CHARTS

	OSFA
Hat Size	6 5/8- 8
Head Size	20 7/8- 25 1/8

SPEC SHEET + MEASUREMENTS

PORT AUTHORITY
















Port Authority® Low-Profile Snapback Trucker Cap. C112LP

HOW TO MEASURE

HATS

Measure the circumference around the head, above the eyebrow and at the widest part of the head.
Divide number by 3.14 for hat size.

COLORS

							
Black PMS BLACK C	Black/ White PMS BLACK C	Bright Seafoam/ Ecru PMS 3375C	Carolina Blue/ Ecru PMS 646C	Dress Blue Navy Heather/ Silver Mist PMS 2380C	Flame Red/ White PMS 201C	Grey Steel	
							
Grey Steel/ White	Heather Grey/ Black PMS COOL GRAY 9C	Heather Grey/ Grey Steel PMS COOL GRAY 9C	Heather Grey/ White PMS COOL GRAY 9C	Patriot Blue/ White PMS 2758C	Rich Navy/ White PMS 7547C	Soft Coral/ Ecru PMS 1625C	True Blue Heather/ Silver Mist PMS 654C