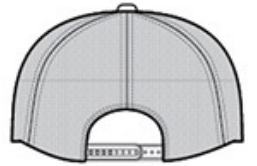




Fabric: 60/40 cotton/poly front panels; 100% polyester mesh back panels, 98/2 cotton/spandex front panels; 100% polyester mesh back panels (Multicam) Structure: Structured Profile: High Closure: 7-position adjustable snap



front



back

**HOW TO MEASURE**

















**HATS**

Measure the circumference around the head, above the eyebrow and at the widest part of the head. Divide number by 3.14 for hat size.

**SIZE CHART**

	OSFA
Hat Size	6 5/8- 7 5/8
Head Size	20 3/4- 23 7/8

**COLOR INFORMATION**

										
Black/ Black PMS BLACK C	Black/ White PMS BLACK C	Chocolate Brown/ Khaki PMS 412C	Elm Brown/ Black PMS NO MATCH	Graphite/ Black PMS 7540C	Graphite/ Graphite PMS 7540C	Graphite/ White PMS 7540C	Heather Grey/ Black PMS COOL GREY 9C	Heather Grey/ White PMS COOL GREY 9C	Multicam PMS PATTERNED	Multicam Black PMS PATTERNED
										
Olive/ Khaki PMS 7763C	True Navy/ True Navy PMS 533C	True Navy/ White PMS 533C	True Royal/ White PMS 7687C	White						