



Port & Company® Tall Essential Fleece Crewneck Sweatshirt. PC90T



Nothing is better for relaxing than our 9-ounce favorite at a budget-friendly price.

- 9-ounce, 50/50 cotton/poly fleece
- Air jet yarn for softness
- Removable tag for comfort and relabeling

CARE INSTRUCTIONS

Machine wash cold, inside out, with like colors. Only non-chlorine bleach when needed. Tumble dry medium. Medium-hot iron. Do not iron decoration.



front



back

HOW TO MEASURE













CHEST WIDTH
Measure under the arm and around the fullest part of the chest with arms down, keeping tape horizontal.

SIZE CHART

	LT	XLT	2XLT	3XLT	4XLT
Chest	41-43	44-46	47-49	50-53	54-57

COLOR INFORMATION

Please note: PMS code information is shown only when an exact match is available.

									
Ash PMS COOL GRAY 3C	Athletic Heather PMS COOL GRAY 7C	Charcoal PMS COOL GRAY 11C	Dark Green PMS 560C	Jet Black PMS BLACK C	Maroon PMS 490C	Navy PMS 2380C	Royal PMS 2133C	Safety Green	Safety Orange PMS 021 C