

PORT AUTHORITY

Port Authority® Women's 3/4-Sleeve Easy Care Shirt. L612



This comfortable wash-and-wear shirt is indispensable for the workday. Wrinkle resistance makes this shirt a cut above the competition so you and your staff can be, too.

- 4.5-ounce, 55/45 cotton/poly
- Traditional, relaxed look
- Open collar
- Dyed-to-match buttons

CARE INSTRUCTIONS

Machine wash with like colors only. Non-chlorine bleach when needed. Tumble dry low. Warm iron, if necessary.

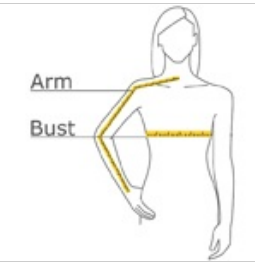


front



back

HOW TO MEASURE



**BUST**  
Measure under the arm and around the fullest part of the bust with arms down, keeping tape horizontal.


**ARM**  
Place hand on hip. Start at the center of the back of the neck and measure across the shoulder, to the elbow, and then down to the wrist.

SIZE CHART


	3XL	4XL	S	M	L	XL	XS	XXL
Size	24/26	28/30	4/6	8/10	12/14	16/18	2	20/22
Bust	48-51	52-55	35-36	37-38	39-41	42-44	32-34	45-47
Arm	33 3/8 - 33 3/4	33 3/4 - 34 1/2	30 3/4 - 31 1/2	31 1/2 - 32	32 - 32 1/2	32 1/2 - 33	30 - 30 3/4	33 - 33 3/8

COLOR INFORMATION


Please note: PMS code information is shown only when an exact match is available.




Black  
PMS BLACK C




Burgundy  
PMS 7428C




Light Blue  
PMS 7451C




Navy  
PMS 533C



Red  
PMS 187C



Royal  
PMS 3597C



White