

PORT AUTHORITY

**Port Authority® Silk Touch™ Long Sleeve Polo.
K500LS**



A favorite for years, our Silk Touch™ polo is soft, supple and easy to care for. The silky smooth pique knit resists wrinkles while the classic long sleeve style looks great on everyone.

- 5-ounce, 65/35 poly/cotton pique
- Flat knit collar and cuffs
- Double-needle armhole seams and hem
- 3-button placket
- Metal buttons with dyed-to-match plastic rims
- Side vents

CARE INSTRUCTIONS

Machine Wash Cold With Like Colors. Do Not Bleach. Tumble Dry Low. Cool Iron, If Necessary.



front



back

HOW TO MEASURE












CHEST WIDTH

Measure under the arm and around the fullest part of the chest with arms down, keeping tape horizontal.

SIZE CHART

	XS	S	M	L	XL	2XL	3XL	4XL	5XL	6XL
Chest	32-34	35-37	38-40	41-43	44-46	47-49	50-53	54-57	58-60	61-63

COLOR INFORMATION

								
Black PMS BLACK C	Burgundy PMS 7428C	Cool Grey PMS 7539C	Dark Green PMS 5467C	Navy PMS 533C	Red PMS 187C	Royal PMS 3597C	Stone PMS 452 C	White