

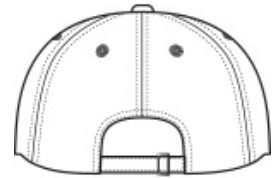


The great classic look and light weight feel make this cap an all-around favorite.

- Fabric: 100% brushed cotton twill
- Structure: Unstructured
- Profile: Low
- Panels: 6
- Closure: Self-fabric slide closure



front



back

HOW TO MEASURE














HATS

Measure the circumference around the head, above the eyebrow and at the widest part of the head. Divide number by 3.14 for hat size.

SIZE CHART

	OSFA
Hat Size	6 5/8- 8
Head Size	20 7/8- 25 1/8

COLOR INFORMATION

										
Black PMS BLACK C	Carolina Blue PMS 646C	Hunter PMS 5605C	Khaki PMS 7531C	Light Pink PMS 7422C	Maroon PMS 504C	Navy PMS 433C	Orange PMS 1665C	Purple PMS 669C	Red PMS 201C	Royal PMS 7687C
										
Stone PMS 453C	White									