



- Classic fit
- Tear-away label
- Side seamed
- Solid Colors: 4.2-ounce, 100% Airlume combed and ring spun cotton, 32 singles

CARE INSTRUCTIONS

Machine wash warm, inside out, with like colors. Only non-chlorine bleach. Tumble dry low. Medium iron. Do not iron decoration. Do not dry clean.

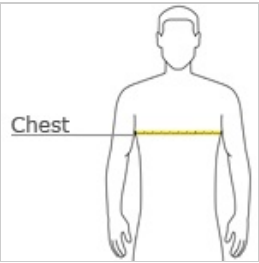


front



back

HOW TO MEASURE

























CHEST WIDTH  
Measure under the arm and around the fullest part of the chest with arms down, keeping tape horizontal.

SIZE CHART

	S	M	L	XL
Size	6-8	10-12	14-16	18-20
Chest	28-30	30-32	32-34	34-36

COLOR INFORMATION

Please note: PMS code information is shown only when an exact match is available.

										
Asphalt PMS BLACK 7U	Berry	Black PMS Black C	Blue Storm	Cardinal	Columbia Blue	Dark Grey	Maroon	Mustard	Natural PMS 7500C	Navy PMS 533C
										
Pink PMS 706C	Red PMS 200C	Silver	Soft Cream	Solid Athletic Grey	Steel Blue	Teal	Team Purple PMS 2695C	True Royal PMS 7684CP	Vintage White	White PMS White C