



Essential-T 100% Cotton T-Shirt. 5280



- 5.2-ounce, 100% US-grown cotton
- 99/1 cotton/poly (Ash)
- 90/10 cotton/poly (Light Steel)
- 60/40 cotton/poly (Charcoal Heather, Oxford Grey, Safety Green)
- Tear-away label
- Set-in 1x1 rib crew neck
- Self-fabric neck tape for comfort
- Quarter-turned body
- Classic fit

Please note: This product is transitioning from tag-free labels to tear-away labels. Your order may contain a combination of both.



front



back

HOW TO MEASURE




CHEST WIDTH
Measure under the arm and around the fullest part of the chest with arms down, keeping tape horizontal.

SIZE CHART


	S	M	L	XL	2XL	3XL	4XL	5XL
Chest	34-36	38-40	42-44	46-48	50-52	54-56	58-60	62-64

COLOR INFORMATION


Please note: PMS code information is shown only when an exact match is available.




Ash
PMS COOL GRAY 7C




Athletic Red
PMS 186C




Black
PMS BLACK 6C




Charcoal Heather




Deep Forest
PMS 5535C




Deep Red
PMS 207C




Deep Royal
PMS 662C




Denim Blue
PMS 646C




Gold




Kelly Green
PMS 340C




Light Blue
PMS 283C




Light Steel




Lime




Maroon




Navy
PMS 289C




Orange
PMS 172C




Oxford Gray




Pale Pink
PMS 7436C




Purple
PMS 2685C




Safety Green
PMS 809C




Sand



Smoke Grey
PMS COOL GRAY 11C



White



Yellow

*Not all sizes are available in every color.